

# Character Counts in the Computer Lab!



# **Mrs. Baker's**

## **Computer Lab**

### **Rules & Procedures**



# K-5 Arrival Procedures

- Please enter the lab quickly & quietly.
- Sit on the floor in between the taped areas. Please face forward.
- Talking stops when instructions start.
- When dismissed, go to assigned computer.





# 6-8 Arrival Procedures

- Please enter the classroom quietly
- Walk to your assigned computer
- Open up **Mrs. Baker's Tech Lab** website
- Open up the middle school tab and read the day's objective.
- Wait for directions
- **SILENCE** during instructions
- Begin working



# No Food or Drink in the Lab

## No Gum...please!



**Water bottles with caps are allowed.**

**No  
Rolling  
on the  
computer  
chairs**



**Place  
backpacks  
on the back  
of your chair  
or against  
front wall.**

# COMPUTER GAMES

**Only Educational Games are allowed to be played on the school computers.**

- **No shooting games**
- **Guns**
- **Inappropriate content**

- Games are not to be played unless it is earned free time.
- Inappropriate games will be blocked. Non-educational games : please play at home.
- If you want to add an educational game to the “learning links” on my website, please see me.

# I Need Your Help!!

**Ask 3 students before you ask me!**

1. DO NOT GET OUT OF YOUR SEAT!
2. DO NOT SHOUT OUT MY NAME.
3. Place plastic cup on top of your CPU.
4. Please wait your turn.


**There is only one of me and I will get to you as soon as I can.**



# No Student Printing



- Printing is only to be done by Jasinski teachers.
- Always save your files to YOUR folder.



# Internet Rules



- Stay on approved websites
- Tell Mrs. Baker when inappropriate material is accessed.
- Any student not following the AUP policy may be subject to discipline procedures.
- If a site is blocked, search for a new one.

# Your Character Counts...

Please Remember...

- Trustworthiness
- Respect
- Responsibility
- Fairness
- Caring
- Citizenship





## End of Class Procedures

- Log out of programs (Buckeye student screen should be showing – blue screen).
- Save all work to your folder on the student drive.
- Please leave your station neat and tidy. Cups should be placed back next to monitor and all garbage, paper, pencils, etc. should be picked up.
- Wait quietly **at your seat** to line up or be dismissed.

# A Little Respect Goes a Long Way!

Respect the lab!  
Respect the equipment!  
Respect each other!  
Respect Me!  
Respect You!

